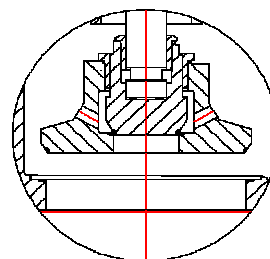
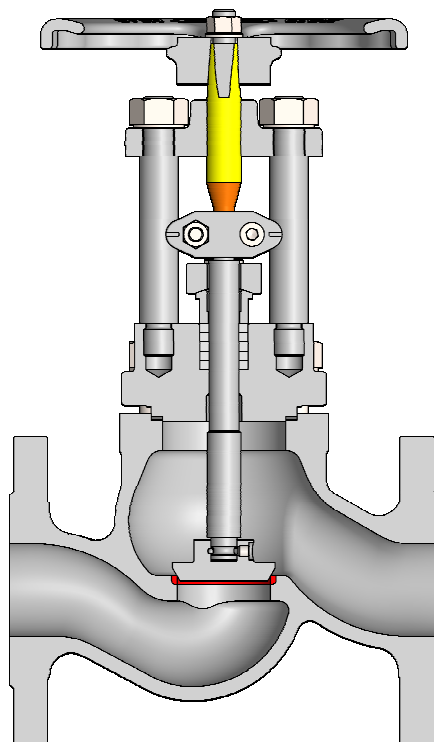


## STRAIGHT PATTERN STOP VALVES PN63 - PN160 DN15 – DN200 flanged

The valves are designed for application in piping installations. They are manufactured in following versions:

- stop valves – type **ZSZ3**
- stop valves with control disc – type **ZSR3**



Option:  
pressure equalizing plug  
for DN125 - DN200

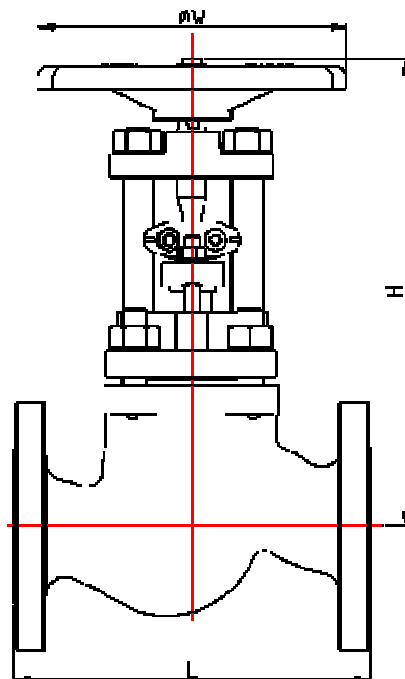
Permissible differential pressure  
acc. to EN 13709 - see table 3.

### Standard materials

Part name	Standard material			
Body	GP240GH	G20Mo5	G17CrMo5-5	GX5CrNiMo19-11-2
Body seat	18%Cr			—
Bonnet	GP240GH	G20Mo5	G17CrMo5-5	GX5CrNiMo19-11-2
Upper stem	1.4057			
Stem lower	1.4122			1.4571
Disc ≤ DN50	1.4021 hardend			1.4571
Disc > DN50	base material + 13%Cr			stellite
Gland flange	1.0619			1.4408
Gasket	camprofile gasket with graphite			
Handwheel	ductile iron			

**other materials on request**

## Dimensions



DN	15	20	25	40	50	65	80	100	125	150	200
L	210	230	230	260	300	340	380	430	500	550	650
H	285	265	290	350	360	410	465	540	570	720	750
W	200	200	200	250	250	315	315	400	400	400	500

**Pressure – temperature rating - see table 1.**

### Additional information

Product meets the requirements of Directive PED: 2014/68/EU.

Acceptance tests: EN 12266-1, leak tightness – class A.

Flanges acc. to EN 1092-1.

Sealing faces of flanges – raised face B1 acc. to EN 1092-1.

Face to face dimensions: series 2 acc. to EN 558.

Special versions on client's request are available.